


# Effective Notes, Effective Learning: Strategies for Success




# Reflection Exercise ...



Take a few minutes to think back to a time when you felt like it was easy to take notes - when you were able to capture information in lectures, discern what points were most important, and easily apply these notes when studying.

When you have a moment in mind, try to answer the following questions below.

- **What were you doing while you were taking notes?**
- **How did it feel when you were preparing for the test with these notes?**
- **What did you learn from that experience?**





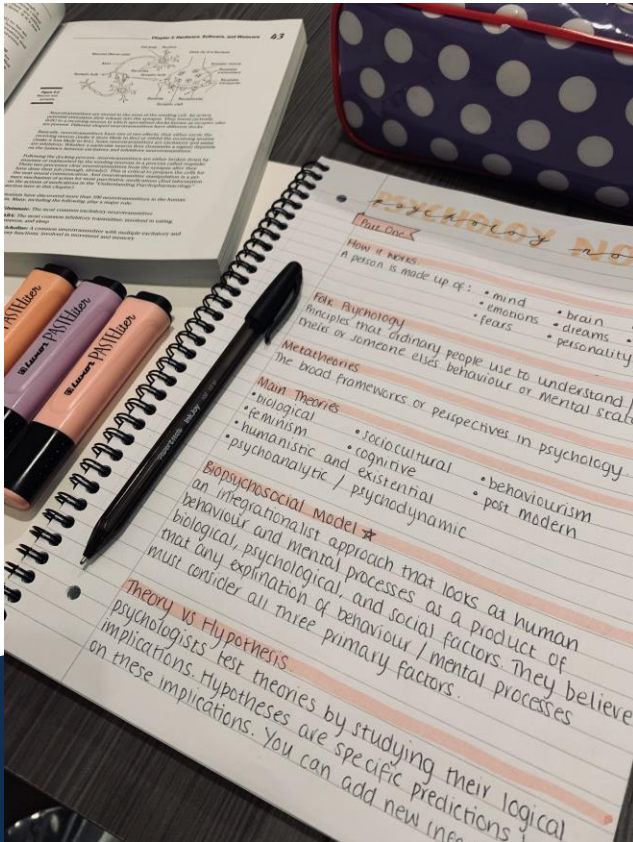


# Goals And Guiding Questions

- Why is taking notes important?
- How can I balance taking notes, and paying attention during lectures?
- How am I supposed to know what to write down?
- How can I take notes in a way that makes sense to me?

# Use An Organizational Structure

# How To Use Organizational Structures?



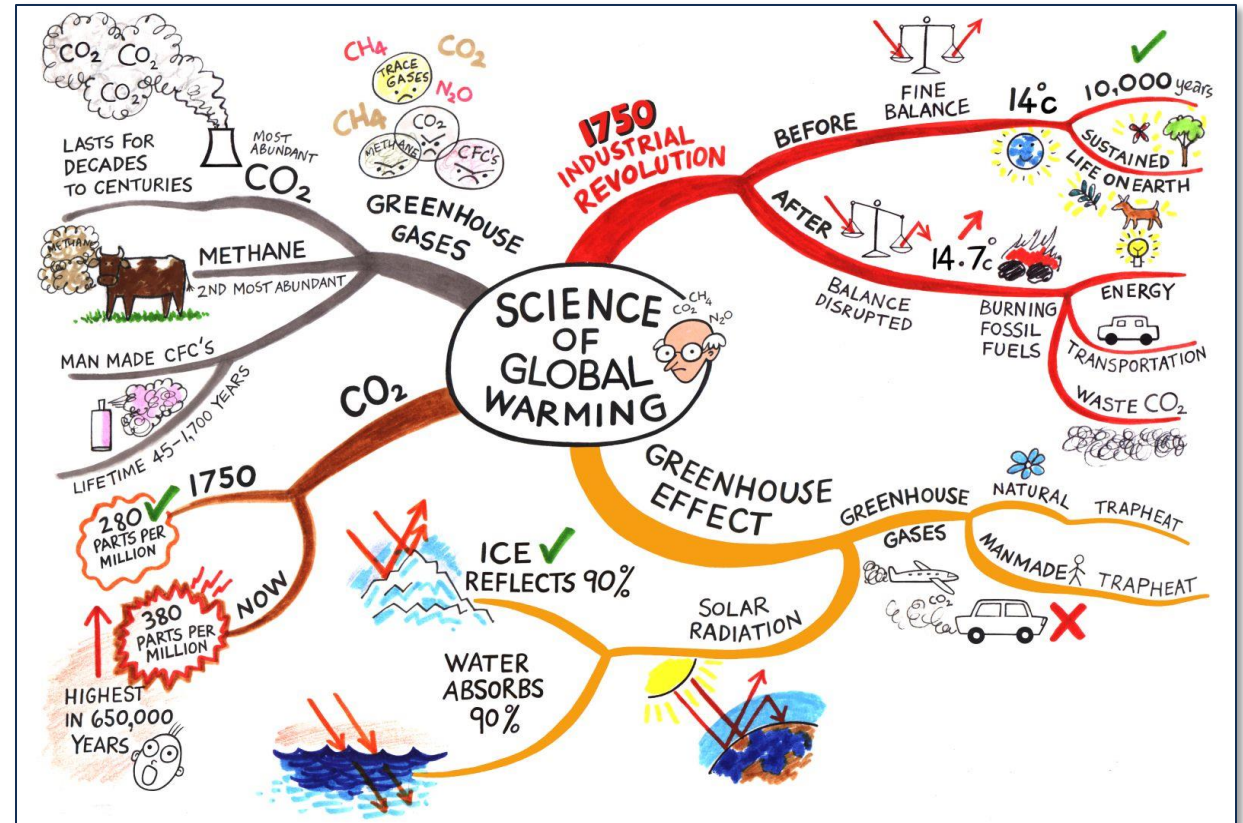
- Consider different types of structures
  - Outline, Mind Map, Two column, or Cornell
- Use anchor points
- Leave whitespace in your notes

## Outline

### Shakespeare

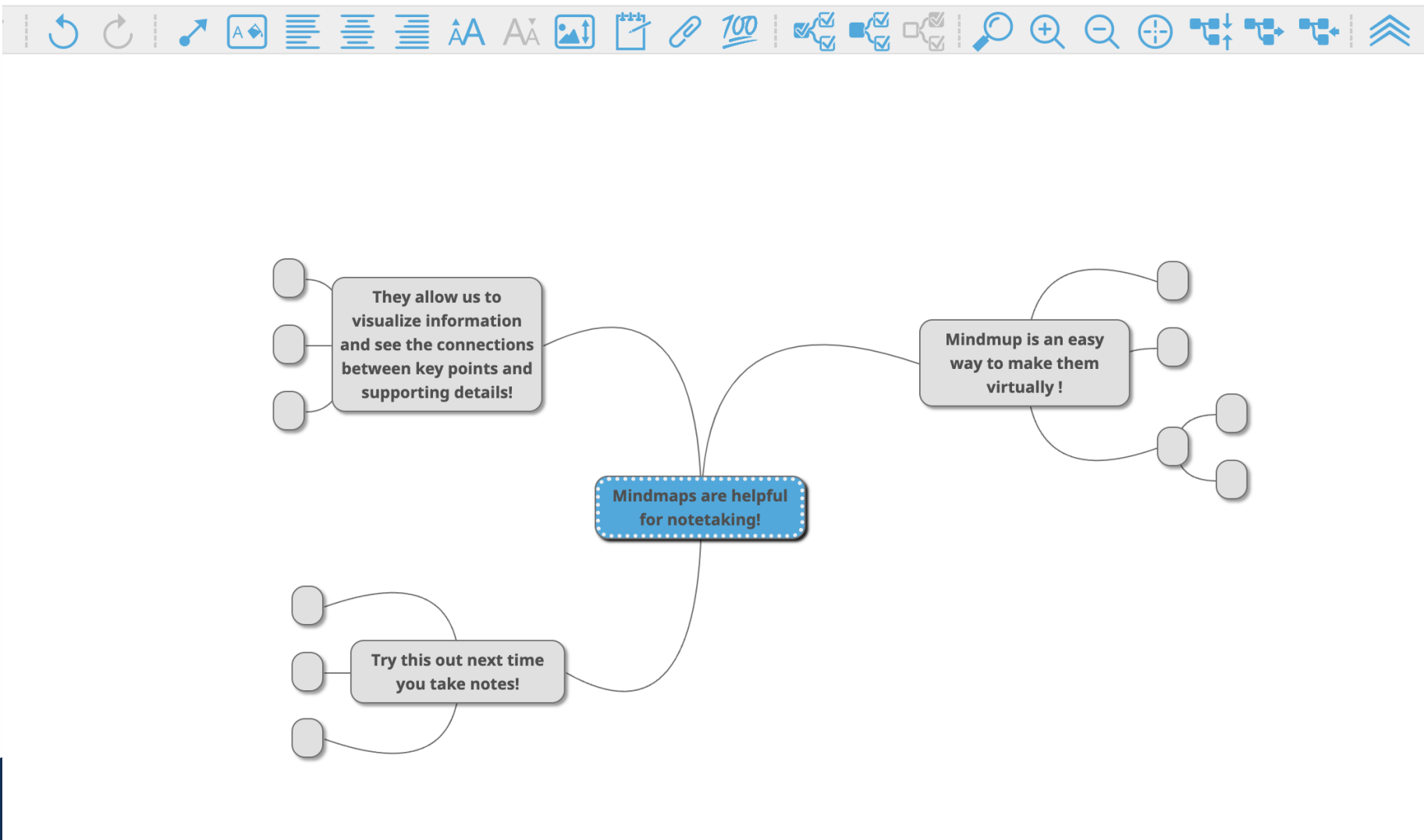
- Playwright
  - 39 plays
  - Comedies
    - As You Like It
    - Much Ado About Nothing
  - Histories
    - English
      - King John
    - Roman
      - Julius Caesar
      - Antony and Cleopatra
  - Tragedies
    - Romeo and Juliet
    - Hamlet
- English
  - Born 1564 Stratford-upon-Avon

## Mind Map





# Mindmup.com

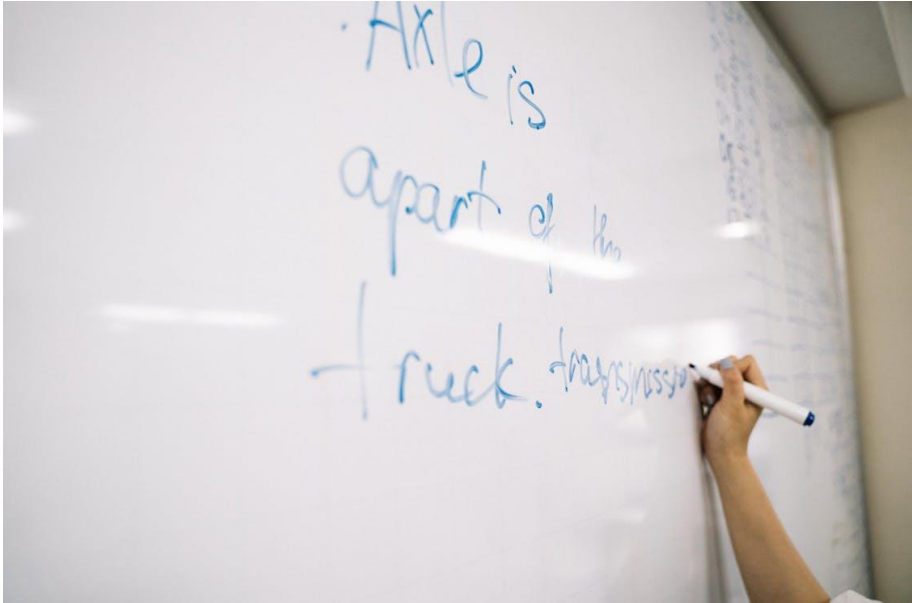






**Don't Write  
Everything Down**

## Writing Down Just the Key Details





- Why? Isn't more information better?
- How do I discern what is important?
- What do "Signal Cues" look like?
  - During a lecture
  - During a reading

# Use Note taking Tools



# Different Note Taking Tools



- Evernote
- OneNote
- Notion
- Glean

# Wrap up / Closing Thoughts